




Accessing Adobe Express as a CCPS Student


1. Go to <https://express.adobe.com/sp/>
2. Select I'm a student





Log in to Adobe Express

 Continue with Google


 Continue with Facebook


 Continue with Apple

 Sign up with email

 Log In with Adobe ID

Are you a teacher or a student?

 I'm a teacher

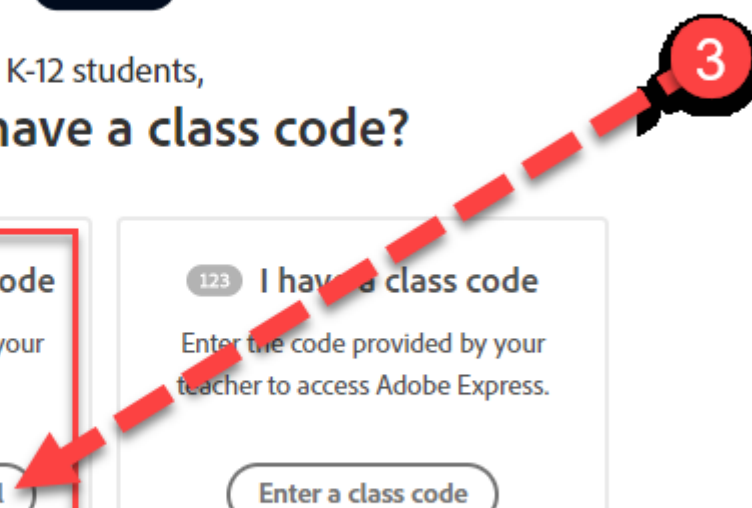
 I'm a student


3. Select Sign in with a school email



K-12 students,

Do you have a class code?



 **I don't have a class code**
Sign in to Adobe Express with your school-provided email.
[Sign in with a school email](#)

123

I have a class code
Enter the code provided by your teacher to access Adobe Express.
[Enter a class code](#)

Close this window or use browser back button to sign in without a school email.

4. Select Continue with Google. Have the student sign in using their CCPS credentials if needed.

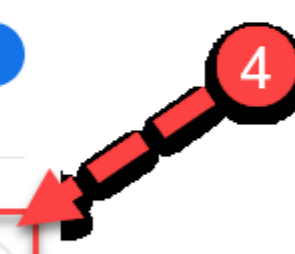
Sign in


New user? [Create an account](#)


Email address

[Continue](#)

Or

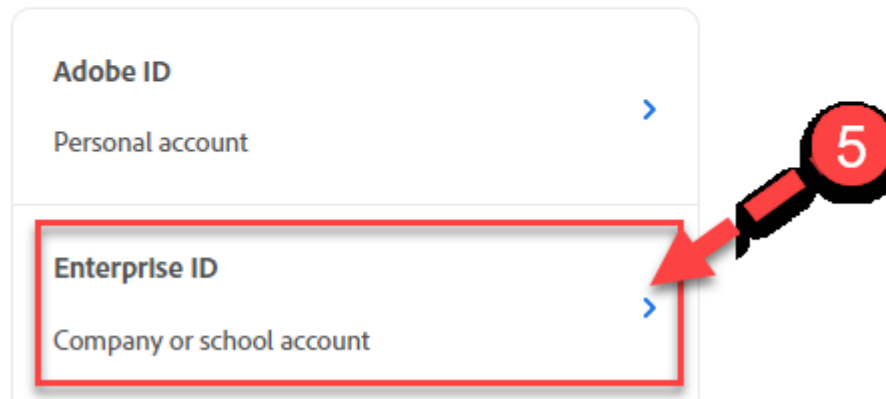


 [Continue with Google](#)

 [Continue with Facebook](#)

5. Select Enterprise ID. The student should now have access to their Adobe Express dashboard.

Choose an account for



Revision #1

Created 20 February 2025 18:33:04 by Clint Hunter

Updated 16 June 2025 19:01:00 by Clint Hunter

This information is for the staff, students, and parents/guardians at Campbell County Public Schools. Do not share this information with anyone not included in these groups.

You can view more help articles at kb.campbell.k12.va.us.