

Infinite Campus

Log in to access to the Infinite Campus portal. Access assignments, grades, and other information.

Launch (Teachers) **Launch (Parents & Students)**

- [Parent Portal Informational Overview](#)
- [Accessing your student's SOL scores in Parent Portal](#)
- [Using the Requests & Rosters](#)

Parent Portal Informational Overview

<https://www.youtube.com/embed/u1ABUVOiu-c?t=2s>

Log in to Parent Portal

Annual Check up

Parent Portal is a secure, web-based application that allows you to view :

- **Review and update your current contact information- Please be sure to update phone and address information promptly. We must have the correct information.**
- your child's attendance
- Monitor your child's lunch account and add money to the account.
- schedule and assignment grades
- posted report card grades and comments
- academic history and SOL test score history
 - [Link to written directions](#)
 - [Link to using mobile device app](#)
 - [Link to using computer browser](#)
- communicate with your child's teachers by email

General Guidelines and Expectations for use:

- To access Parent Portal for the first time, you will need to create a username and password by visiting the [Parent Portal Account Sign-up](#) website. Parent Portal Account Sign-up You will

be asked to verify your email address and provide information to verify your identity.

- After creating your account, you can log into Parent Portal at <http://portal.campbell.k12.va.us>
- The school system will only share parent portal information with parents and legal guardians.
- Please keep your information confidential to ensure the privacy of your child's academic records.
- All communications between school and home will be respectful and focused on the student.
- The input of grades by teachers will be timely but not immediate. The school system expects grades to be entered within a week unless notification is made previously by the teacher.
- School responses to inquiries will be timely but not immediate. Please allow teachers time to compose a thoughtful response. The education and care for children will be the primary responsibility for school personnel.

Log In Information:

To access Parent Portal for the first time, you will need to create a username and password by visiting the [Parent Portal Account Sign-up](#) website. You will be asked to verify your email address and provide information to verify your identity.

After creating your account, you can access Parent Portal with your username and password.

Log in to Parent Portal

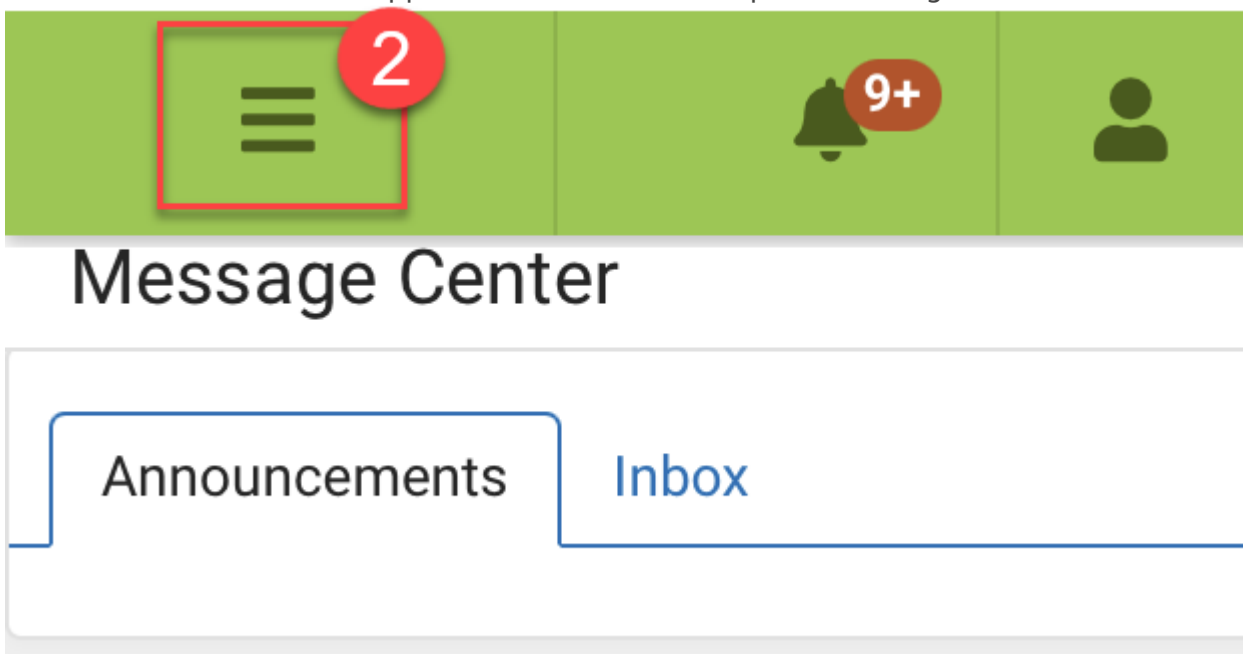
In the event you need assistance, please call your child's school or email ccshelp@campbell.k12.va.us

Accessing your student's SOL scores in Parent Portal

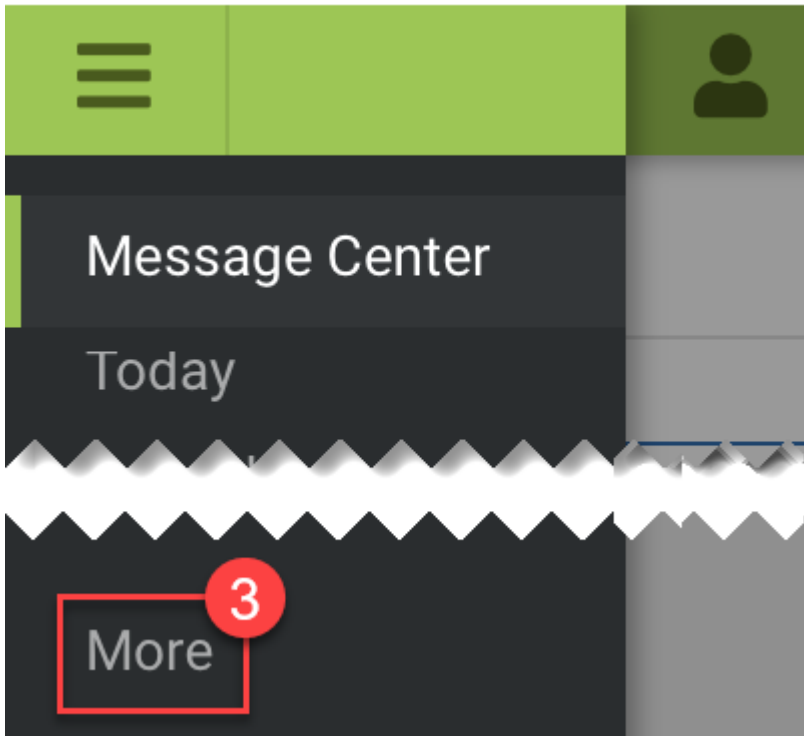
*Follow the directions below to find and view your students SOL scores in the Parent Portal of Infinite Campus on the mobile device app and from a computer. Please note that the number in the image corresponds to the number in the directions.

On the Parent Portal App (mobile device)

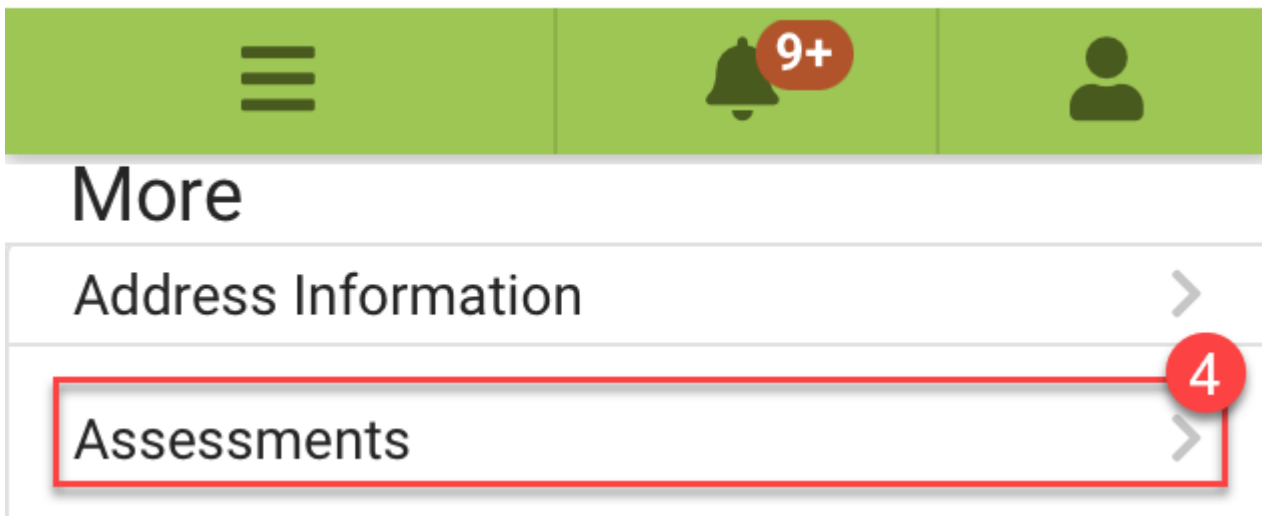
1. Log into the parent portal app on your mobile device.
2. Click on the 3 lines in the upper left-hand corner to open the navigation menu.







3. In the navigation menu, click More.



4. Then click Assessments.

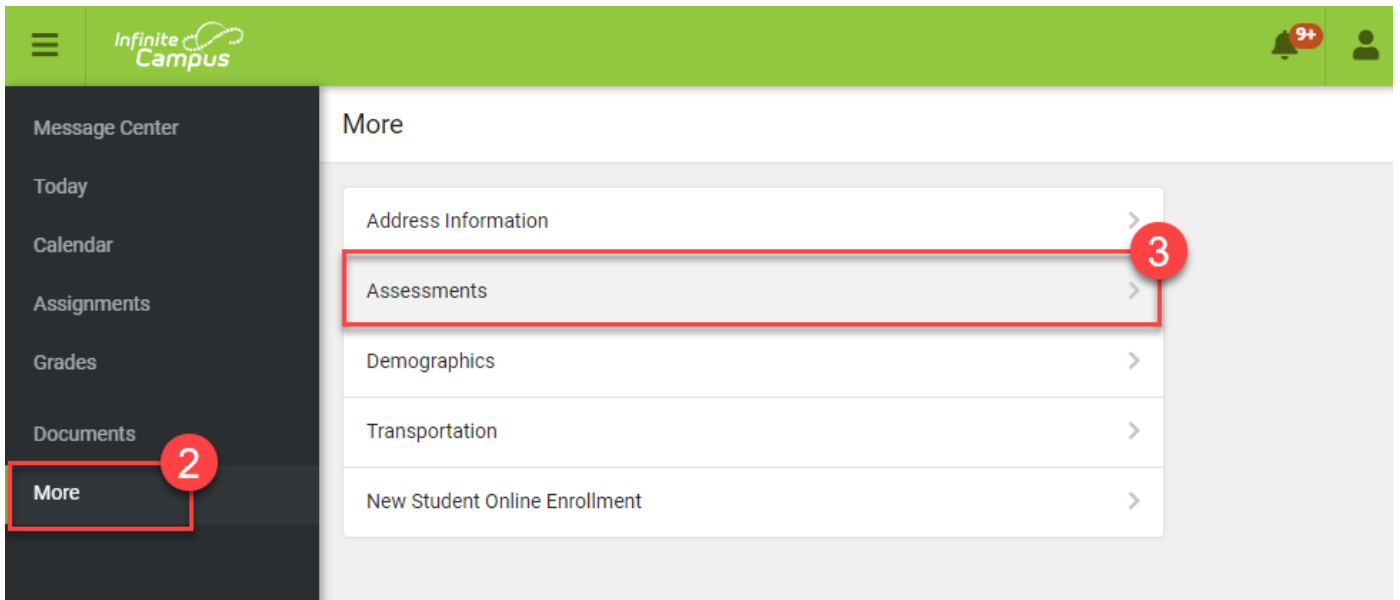


5. You should now be able to see your students' SOL scores.

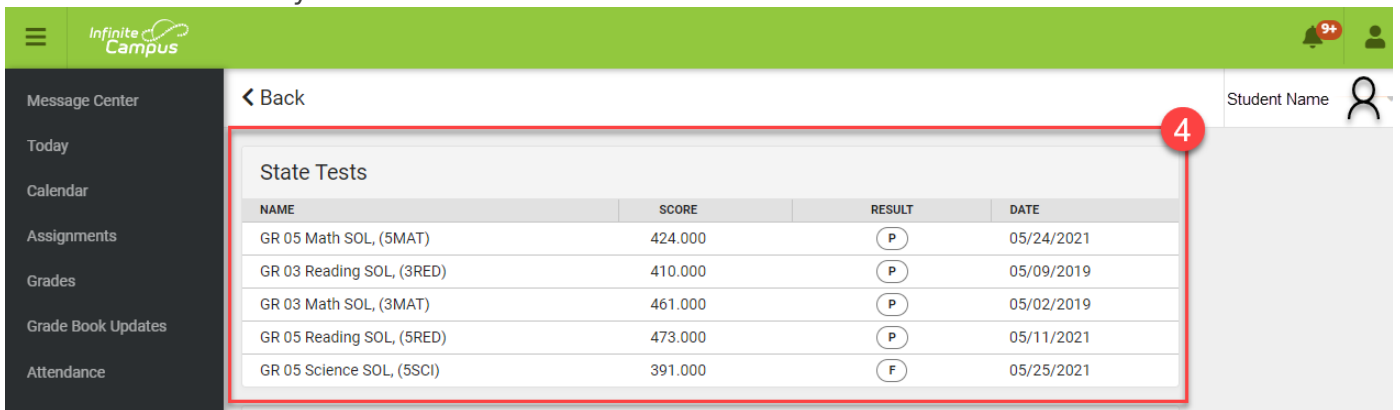
  		
< Back		Example Student 
State Tests 5		
NAME	SCORE	RESULT
EOC Algebra I SOL, (EAL1) 05/09/2022	480.000	P
GR 08 Writing SOL, (8WRT) 03/14/2022	461.000	P

On a computer:

1. [Log into Parent Portal](#)
2. In the navigation bar on the left-hand side, click More.
3. Then click Assessments.

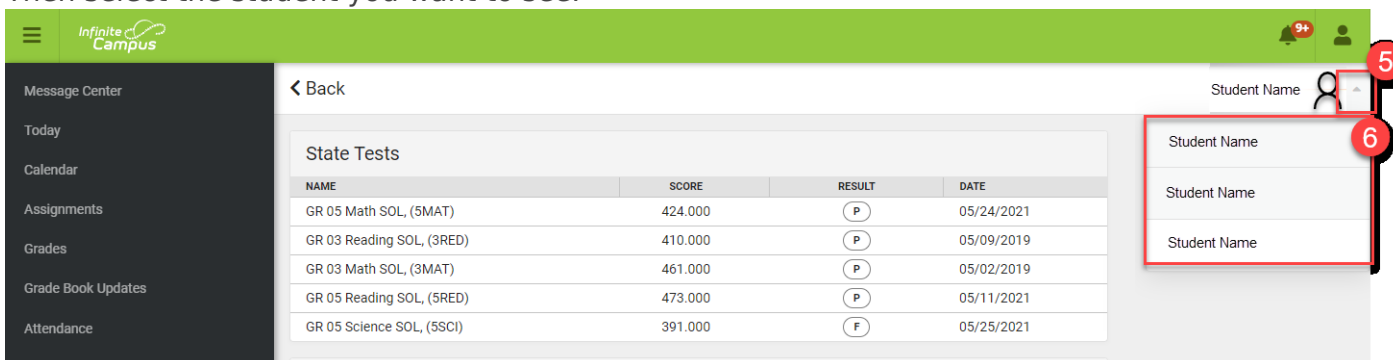


4. You should now see your student's SOL scores.



5. If you have more than one student and need to switch, click the drop down next to your student's name in the upper-right corner.

6. Then select the student you want to see.



Using the Requests & Rosters

Below is Infinite Campus's Video on using the Requests & Rosters Tool. Please watch the video to get some familiarity before continuing the step-by-step guide.

IC's requests-and-rosters-video

This guide offers a step-by-step walkthrough for effectively using the "Requests & Rosters" tool, making it easier for users to manage student course requests. By following these instructions, users can streamline the process of mass adding/changing/deleting course requests or class assignments (rosters).

https://scribework.com/embed/Using_the_Requests_and_Rosters_Tool_9zynYamcRrC8y9OBK04H9Q

This information is for the staff, students, and parents/guardians at Campbell County Public Schools. Do not share this information with anyone not included in these groups.

You can view more help articles at kb.campbell.k12.va.us.